

City of West Hollywood

	Calls for Service	Observations	Felony Arrests	Misdemeanor Arrests	Total Arrests	Response Emergency (Time & Incidents)	Response Priority (Time & Incidents)	Response Routine (Time & Incidents)
July 2022	1,878	1,873	64	173	237	3.6 / 78	10.6 / 422	33.7 / 1,437
July 2021	1,774	1,600	43	61	104	3.3 / 72	8.8 / 349	25 / 1,277
	Calls for Service	Observations	Felony Arrests	Misdemeanor Arrests	Total Arrests	Response Emergency (Avg. Time)	Response Priority (Avg. Time)	Response Routine (Avg. Time)
Monthly Average 2022	1,839	1,539	50	101	151	3.5	9.4	29.7
Monthly Average 2021	1,504	1,859	49	101	150	3.4	8.4	26.7
	Calls for Service	Observations	Felony Arrests	Misdemeanor Arrests	Total Arrests	Response Emergency (Incidents)	Response Priority (Incidents)	Response Routine (Incidents)
Year to Date 2022	12,872	10,773	354	704	1,058	626	2,778	9,374
Year to Date 2021	10,526	13,015	346	704	1,050	489	1,929	7,679
Patrol Compliance	103.4 %							

West Hollywood Station

Part 1 Crimes by Reporting District

July 2022

July 2022	West District					City Center				East District			
PART 1 CRIME	0971	0972	0977	0978	0986	0975	0976	0987	0988	0973	0974	0989	CITY TOTAL
HOMICIDE													0
RAPE					1		1						2
ASSAULT, AGGRAVATED		2	2				1	1		8	1	1	16
ROBBERY TOTAL	0	0	5	0	0	5	0	0		2	3	0	15
-ROBBERY, ARMED						1							1
-ROBBERY, STRONG ARMED			5			4				2	3		14
BURGLARY TOTAL	0	8	12	0	3	2	5	0	0	6	6	0	42
-BURGLARY, RESIDENCE			3							1	2		6
-BURGLARY, OTHER STRUCTURE		8	9		3	2	5			5	4		36
THEFT TOTAL	0	55	34	2	6	9	5	3	0	10	14	6	144
-GRAND THEFT		19	14			3	4	1		1	4	1	47
-VEHICLE BURGLARY		19	6		5	3		2		1	4		40
-LOCKER													0
-PETTY THEFT		17	14	2	1	3	1			8	6	5	57
GTA		3	8		1	2	3			2	2		21
ARSON			1	1									2
TOTAL	0	69	62	2	11	18	15	4	0	28	26	7	242

Total: 144

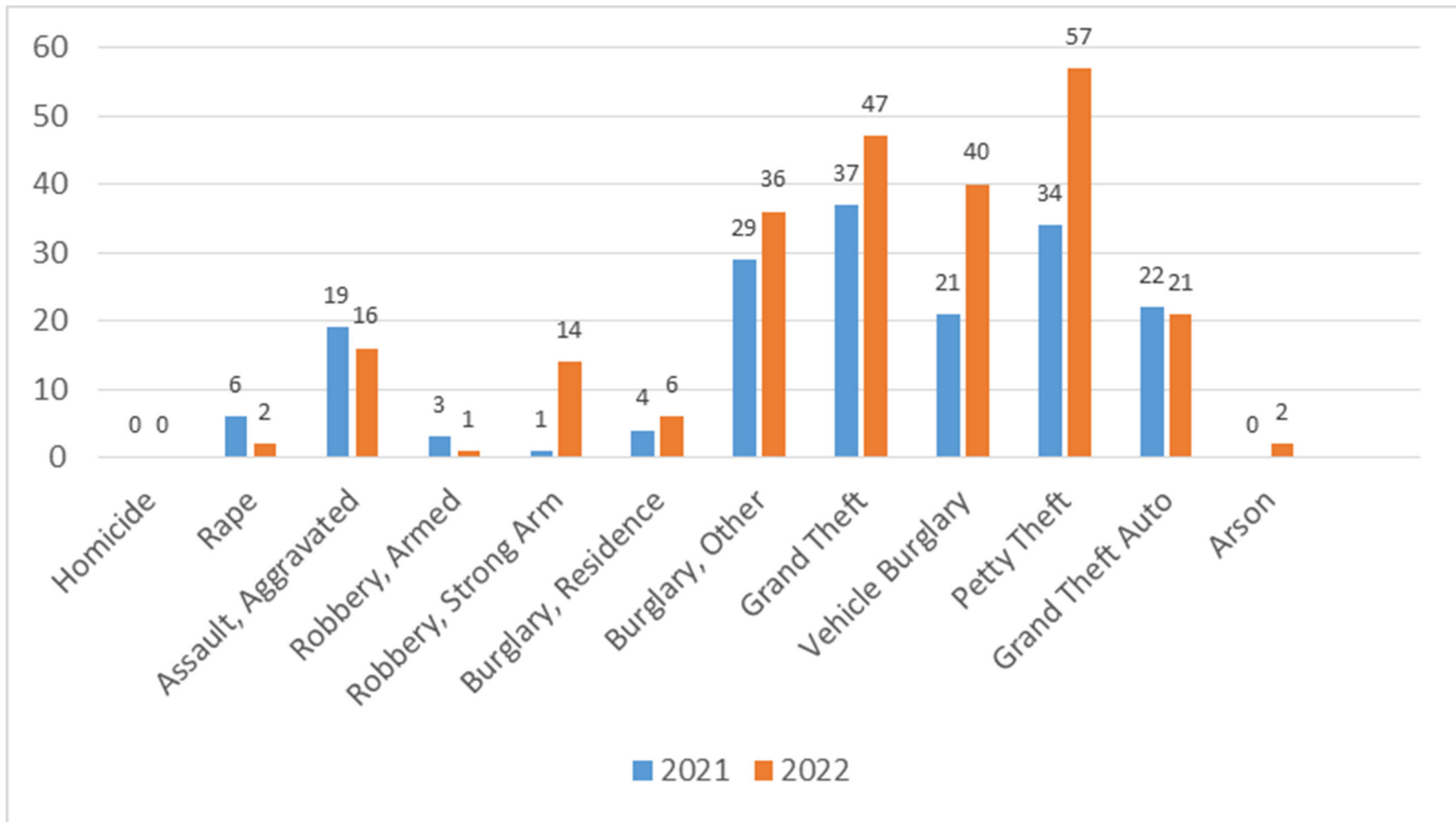
Total: 37

Total: 61

% OF ALL PART 1 CRIME
West District: 60%
City Center: 15%
East District: 25%



West Hollywood – Whole City Part I Crime July 2021 vs. July 2022

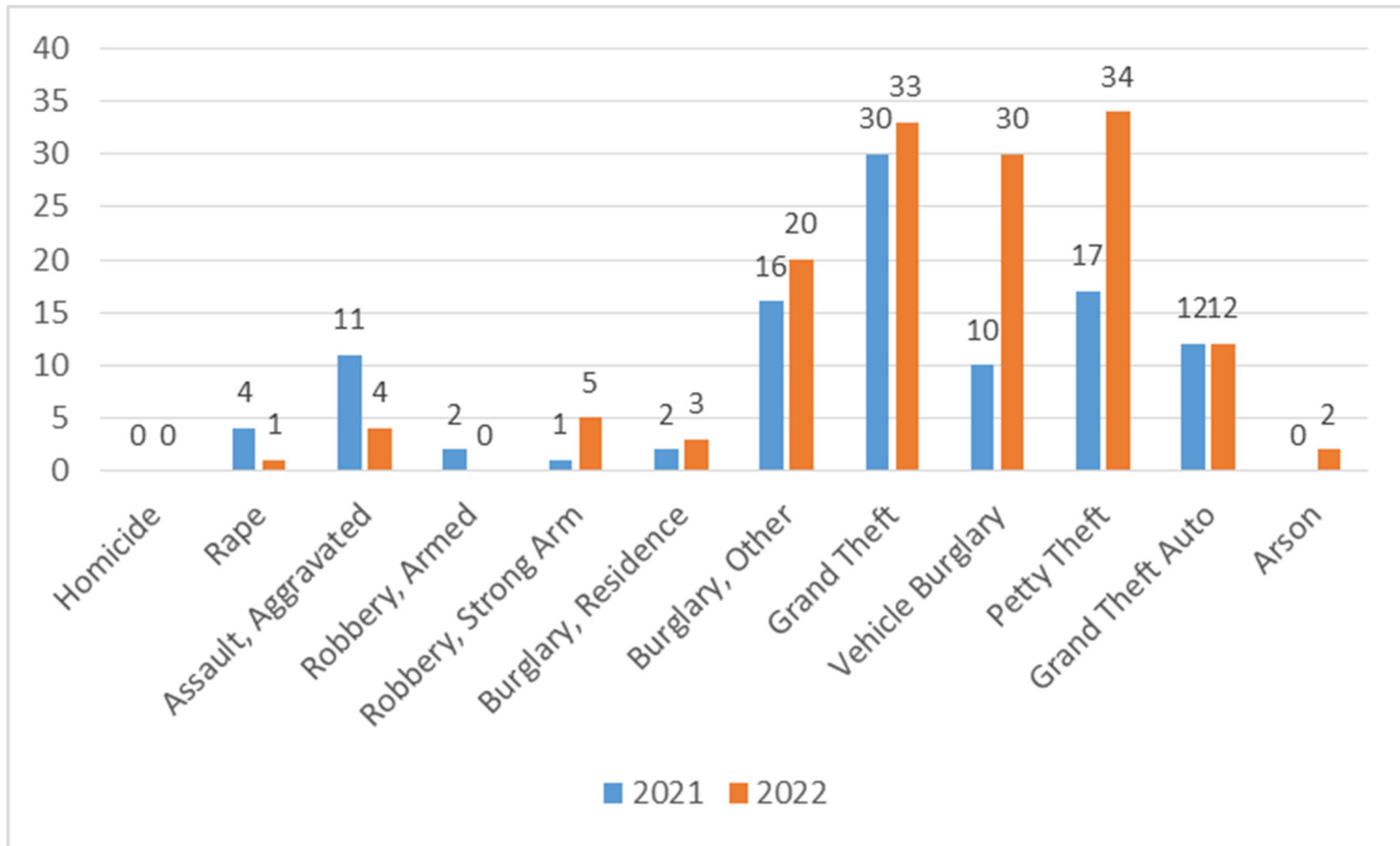


Prepared by WHD/CAU

Stats extracted on 08/03/2022, from LARCIS report 5c. Per UCR rules, Homicide, Rape and Aggravated Assault stats are counted by victim. All other stats are counted by incident.



West Hollywood – West District Part I Crime July 2021 vs. July 2022

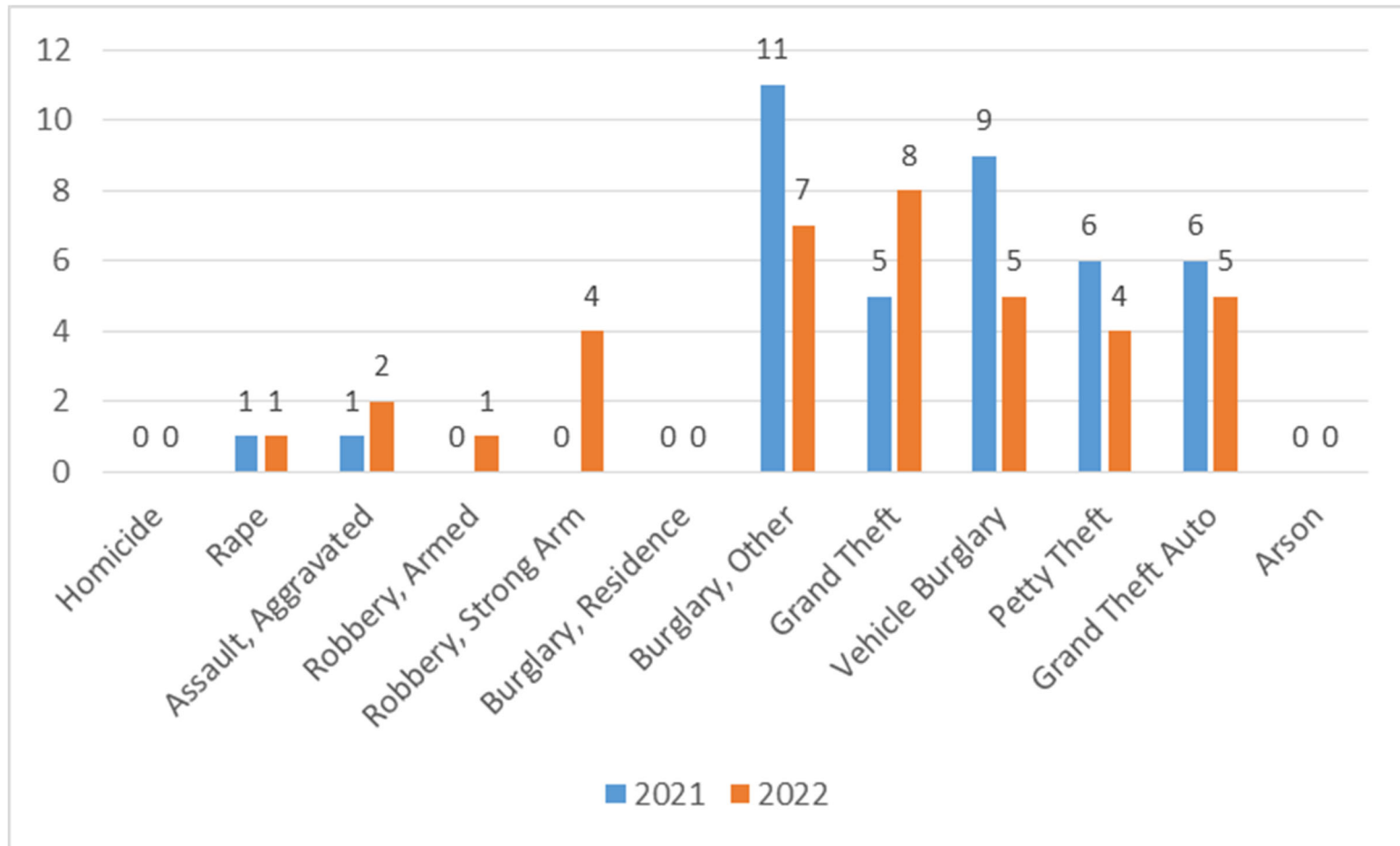


Prepared by WHD/CAU

Stats extracted on 08/03/2022, from LARCIS report 5c. Per UCR rules, Homicide, Rape and Aggravated Assault stats are counted by victim. All other stats are counted by incident.



West Hollywood – City Center Part I Crime July 2021 vs. July 2022

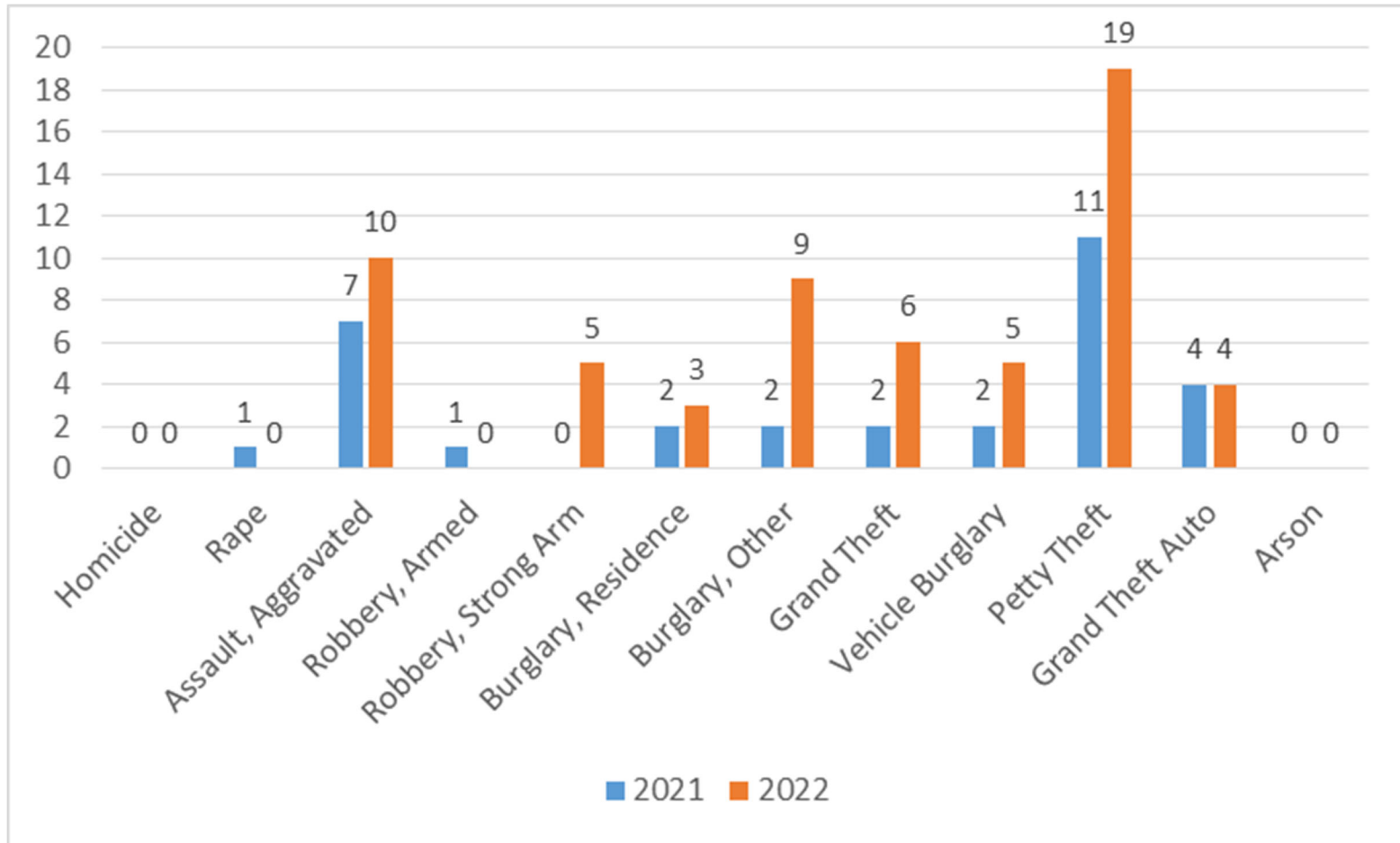


Prepared by WHD/CAU

Stats extracted on 08/03/2022, from LARCIS report 5c. Per UCR rules, Homicide, Rape and Aggravated Assault stats are counted by victim. All other stats are counted by incident.



West Hollywood – East District Part I Crime July 2021 vs. July 2022



Prepared by WHD/CAU

Stats extracted on 08/03/2022, from LARCIS report 5c. Per UCR rules, Homicide, Rape and Aggravated Assault stats are counted by victim. All other stats are counted by incident.

City of West Hollywood
Part II Crimes Report - July 2022

PART II CRIME (July 2022)	INCIDENTS
FORGERY	0
FRAUD	28
IDENTITY THEFT	1
SEX OFFENSES - FELONIES	1
SEX OFFENSES - MISDEMEANOR	6
ASSAULT, NON-AGGRAVATED	23
DOMESTIC ASSAULT, NON-AGGRAVATED	12
ASSAULT ON PEACE OFFICER	1
WEAPON LAWS	6
DEFRAUDING INN KEEPER	2
OFFENSES AGAINST FAMILY	1
FELONY SALE CONTROLLED SUBSTANCE	1
UNDER THE INFLUENCE OF NARCOTIC	8
FELONY POSSESSION CONTROLLED SUBSTANCE	2
MISDEMEANOR POSSESSION CONTROLLED SUBSTANCE	9
FOUND NARCOTICS	0
LIQUOR LAWS	0
DRUNK	11
DISORDERLY CONDUCT	2
VAGRANCY	0
GAMBLING	0
DRUNK DRIVING	17
VEHICLE LAWS - MISDEMEANOR HIT AND RUN	30
VEHICLE LAWS - FELONY HIT AND RUN	1
VEHICLE / BOATING LAWS FELONY	0
VEHICLE / BOATING LAWS MISDEMEANOR	27
VANDALISM - MISDEMEANOR	5
VANDALISM - FELONY	19
VANDALISM - GRAFFITI / TAGGING	0
RECEIVING STOLEN PROPERTY	0
FEDERAL OFFENSES	0
FELONIES - MISCELLANEOUS	8
MISDEMEANORS, MISCELLANEOUS: TRESPASSING	4
MISDEMEANORS, MISCELLANEOUS: ALL OTHERS	16
TOTAL	241

DUI STATS FOR THE MONTH OF JULY 2022

DUI ARREST LOCATIONS:

July 1, 2022 – 1000 Westmount Drive

July 1, 2022 – Melrose Avenue/Croft Avenue

July 2, 2022 – Cynthia Street/Doheny Drive

July 2, 2022 – Santa Monica Boulevard/Genesee Avenue

July 3, 2022 – San Vicente Boulevard/Melrose Avenue

July 5, 2022 – 100 Universal City Plaza Drive

July 6, 2022 – 930 Palm Avenue

July 7, 2022 – Sunset Boulevard/Laurel Avenue

July 9, 2022 – Flores Street/Fountain Avenue

July 9, 2022 – Melrose Avenue/San Vicente Boulevard

July 10, 2022 – 8020 Santa Monica Boulevard

July 15, 2022 – San Vicente Boulevard/Melrose Avenue

July 16, 2022 – San Vicente Boulevard/Melrose Avenue

July 17, 2022 – San Vicente Boulevard/Melrose Avenue

July 28, 2022 – Hancock Avenue/Santa Monica Boulevard

July 29, 2022 – San Vicente Boulevard/Melrose Avenue

July 29, 2022 – 8401 Sunset Boulevard

July 30, 2022 – San Vicenta Boulevard/Melrose Avenue

July 31, 2022 – Melrose Avenue/Fairfax Boulevard

TOTAL: 18

DATE AND LOCATION OF TRAFFIC COLLISIONS:

July 1, 2022 – Westmount Drive/West Knoll Drive

July 2, 2022 – Cynthia Street/Doheny Drive

July 2, 2022 – 9200 Sunset Boulevard

July 6, 2022 – Palm Avenue/Cynthia Street

July 7, 2022 – Sunset Boulevard/Laurel Avenue

July 29, 2022 - 8401 Sunset Boulevard

DATE AND LOCATION OF TRAFFIC COLLISIONS: 6

PEDESTRIAN/BICYCLISTS STATS FOR THE MONTH OF JULY 2022

VEHICLE VS PEDESTRIANS:

July 1, 2022 – Santa Monica Boulevard/Detroit Street – Time 1739 (Pedestrian at Fault)

The cause of this crash was due to P/2 being a pedestrian in the roadway 21954(a) CVC

July 3, 2022 – Santa Monica Boulevard/Larrabee Street – Time 0225 (Other than driver)

Caused by factors other than the driver: P/1 (Pedestrian) was intoxicated and walked into the roadway outside of a crosswalk.

July 10, 2022 – Santa Monica Boulevard/La Cienega Boulevard – Time 1328 (Driver at Fault)

Based on the factors determined during this investigation, it is concluded that P/1 caused this collision by failure to yield to a pedestrian – 21950(a) CVC

July 12, 2022 – Sunset Boulevard/Hammond – Time 0030 (Unknown, active investigation)

July 18, 2022 – Sierra Bonita Avenue/Santa Monica Boulevard – Time 0954 (Driver/Pedestrian at Fault)

Based on the factors determined during this investigation, it is concluded that P/1 caused this crash by failing to yield to a pedestrian – 21950(a) CVC, associated with the fact that P/2 was walking in the middle of the street outside the crosswalk – 21954(a) CVC

TOTAL VEHICLE VS PEDESTRIANS: 5

VEHICLE VS BICYCLISTS:

July 23, 2022 – Fountain Avenue/La Brea Avenue – Time 1508 (Driver at Fault)

The caused of the collision was due to P/1's failure to stop at a red light – 21453(a) CVC

TOTAL VEHICLE VS BICYCLISTS: 1

July 2022

26 Pickpocket/cell phone Thefts

21 Grand Thefts

5 Petty Thefts