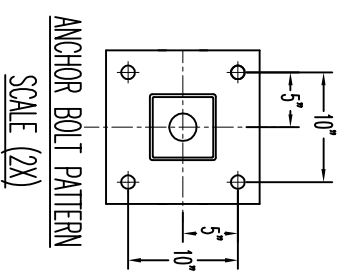

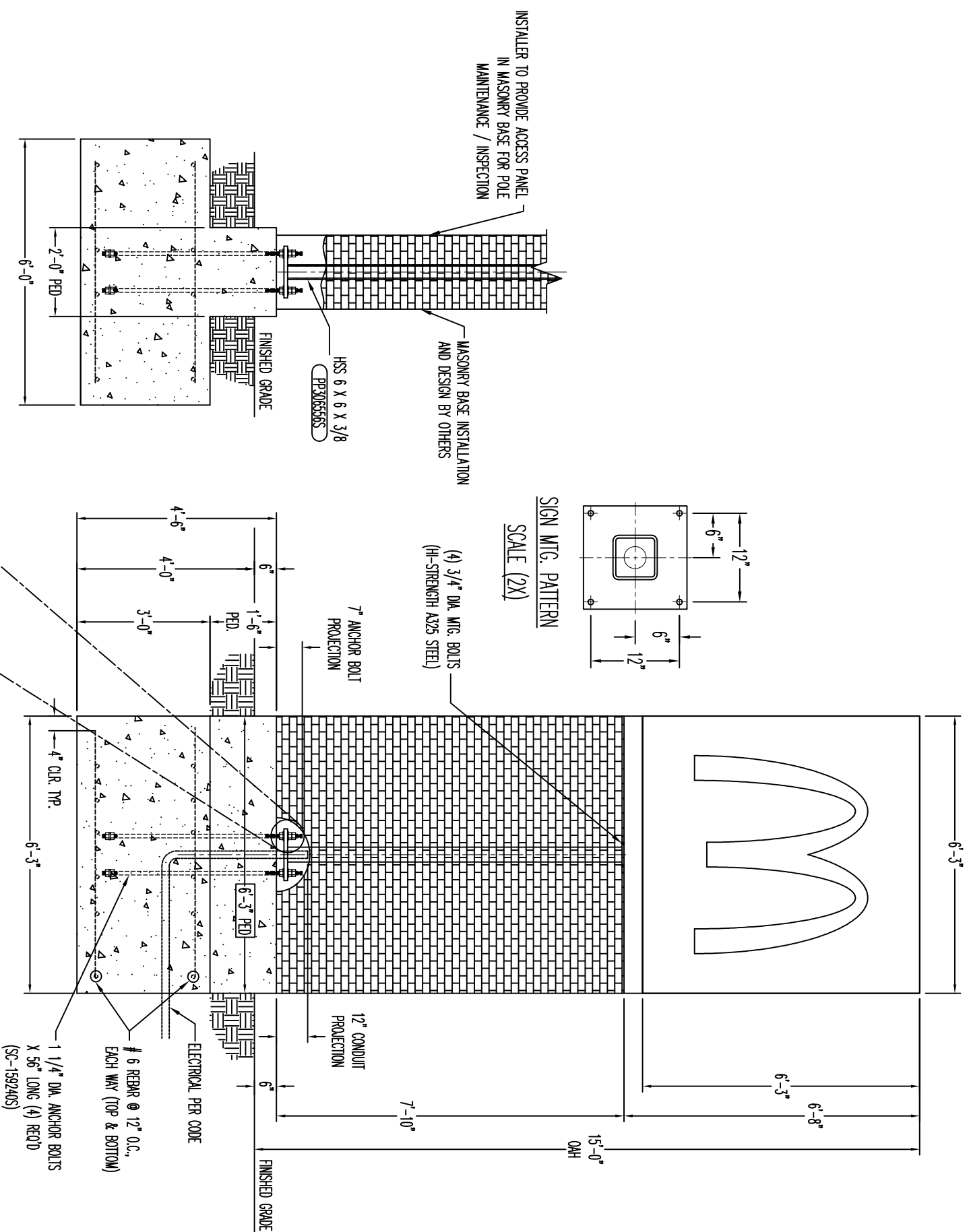


SIGN MFG. PATTERN
SCALE (2X)



GENERAL CONTRACTOR TO FURNISH:
PRIMARY WIRES FROM BUILDING OR SOURCE TO AND INCLUDING THE CONNECTION TO THE BREAKER BOX.

REVISIONS			
REV.	DESCRIPTION	DATE	BY
A	RELEASED TO INSTALL	01-16-14	RHB

POLE WEIGHT = 352 LBS.

- EVERRITE TO FURNISH:
1. 6'-3" X 6'-3" SIGN.
 2. MOUNTING POLE
 3. ANCHOR BOLTS AND NUTS.
 4. TOUCH UP PAINT

DESIGN NOTE:
PEDISTAL CONCRETE TO BE POURED MONOLITHIC WITH SPREAD FOOTING

- INSTALLER TO FURNISH:
1. CONCRETE BASE.
 2. ALL ELECTRICAL COMPONENTS REQUIRED.
 3. INSTALLER TO BE SURE SIGNS ARE PROPERLY INSTALLED, CONNECTED, AND GROUNDED.

CONCRETE SPECIFICATION:
4.86 CU. YDS. TOTAL CONCRETE SHALL HAVE MIN. COMPRESSIVE STRENGTH OF 3,000 PSI @ 28 DAYS, REINFORCING STEEL SHALL HAVE MIN. YIELD STRENGTH OF 60,000 PSI. RECOMMENDED MIN. CURE TIME OF 7 DAYS BEFORE SIGN INSTALLATION

DESIGN NOTE:
SIGN, POLE AND CONCRETE FOUNDATION ARE DESIGNED TO WITHSTAND A WIND LOAD OF 27 P.S.F. CONCRETE FOUNDATION DESIGNED USING A SOIL BEARING PRESSURE OF 2500 P.S.F. IF THESE SOIL CONDITIONS DO NOT EXIST AT THE FOUNDATION LOCATION IT IS THE ERECTOR'S RESPONSIBILITY TO NOTIFY EVERRITE, LLC. PRIOR TO ADDITIONAL EXCAVATION OR ANY CONCRETE PLACEMENT

GENERAL NOTE:
INCLUDE COMPLETION PHOTOS OF MOUNTING / CONNECTION POINTS INCLUDING FOUNDATION, BASE PLATES, ANCHOR BOLTS, MATCH PLATE, WALL MOUNT, WELDING CONNECTIONS AND GROUT INSTALLATION IF APPLICABLE.

THIS SIGN IS INTENDED TO BE INSTALLED IN ACCORDANCE WITH THE REQUIREMENTS OF ARTICLE 600 OF THE NATIONAL ELECTRIC CODE AND/OR OTHER APPLICABLE LOCAL CODES. THIS INCLUDES PROPER GROUNDING AND BONDING OF THE SIGN.

4949 SO. 110TH ST.
P.O. BOX 20020
GREENFIELD, WI 53220
414-529-3500

THESE DRAWINGS ARE THE EXCLUSIVE PROPERTY OF EVERBRITE, LLC. USE OF, OR DUPLICATION IN ANY MANNER WITHOUT EXPRESS WRITTEN PERMISSION OF EVERBRITE, INC. IS PROHIBITED.

SITE:
NN19491-1
1831 PARKWAY
SEVERVILLE, TN 37862

DWG. TITLE: MCDONALD'S 6'-3" X 6'-3" MONUMENT SIGN @ 15'-0" OAH		SCALE: 1:35		DWG. NO.:		REV.:	
DRAWN BY: IMPACT	DATE: 01-15-14	DWG. NO.:	IN06166S	REV.:	A		
CHK'D BY: RHB	DATE: 01-16-14	SCALE:	1:35	DWG. NO.:	IN06166S	REV.:	A