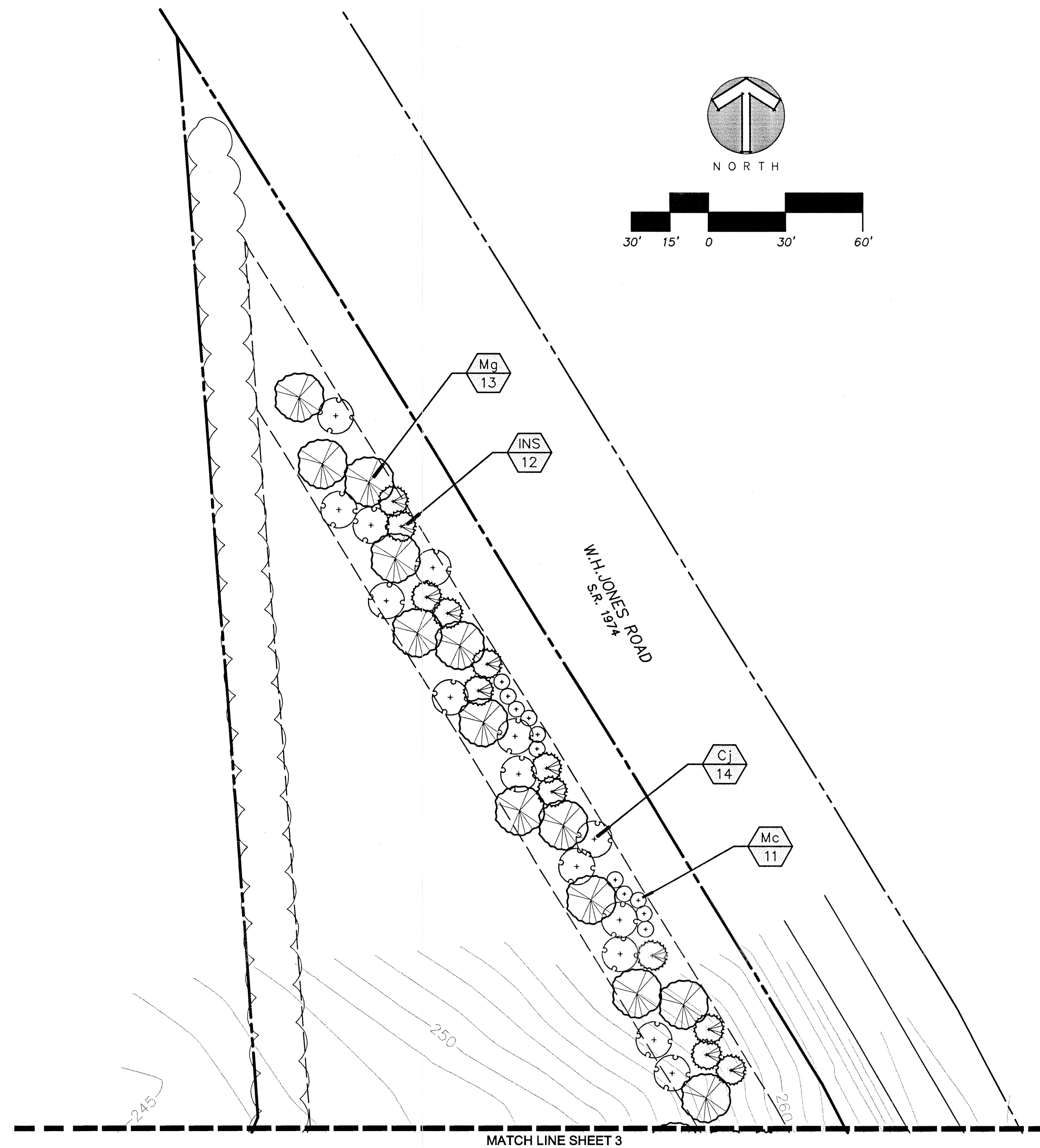
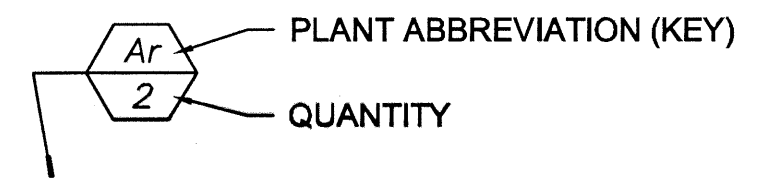


© JERRY TURNER & ASSOCIATES, INC. THIS DOCUMENT IS THE PROPERTY OF JERRY TURNER & ASSOCIATES. ALL RIGHTS ARE RESERVED AND ANY POSSESSION, REPRODUCTION, OR OTHER USE OF THIS DOCUMENT WITHOUT THE PRIOR PERMISSION OF JERRY TURNER & ASSOCIATES IS EXPRESSLY PROHIBITED.



PLANT TAG (SEE PLANT LIST)

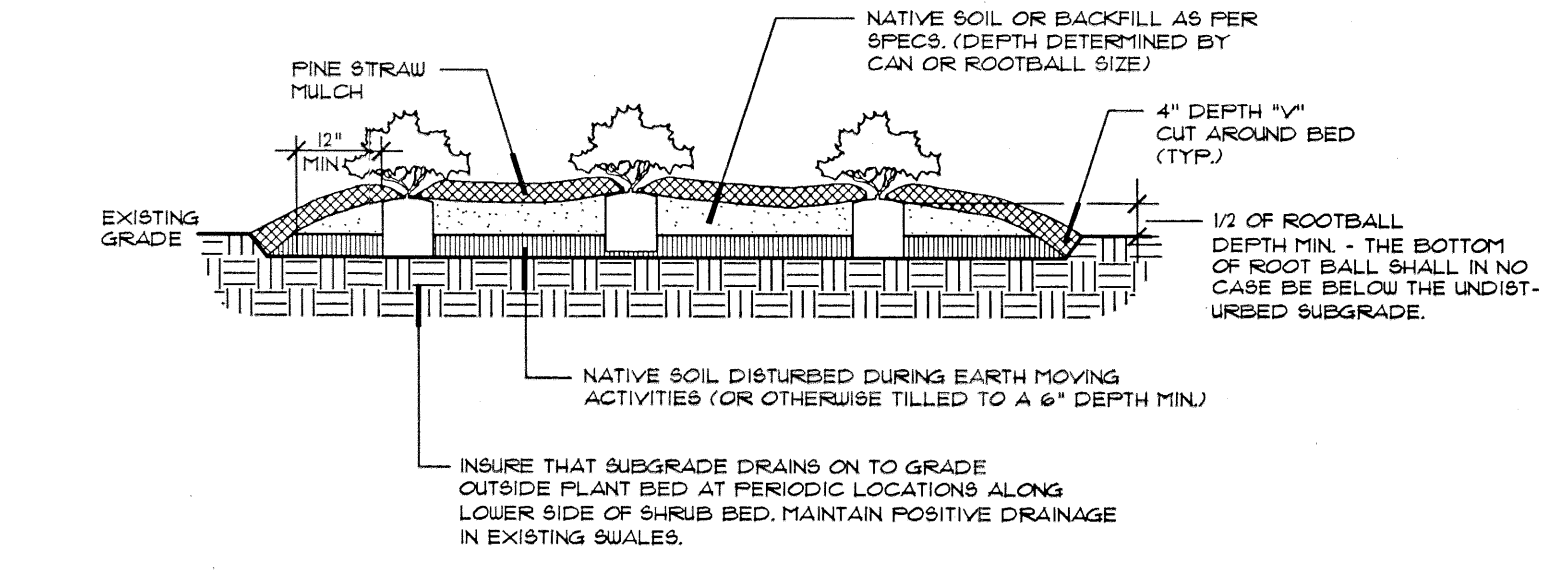


GENERAL NOTES

1. B&B AS LISTED UNDER "ROOT" IN THE PLANT LIST INDICATED BALLED AND BURLAPPED.
2. VERIFICATION OF TOTAL QUANTITIES AS SHOWN IN THE PLANT LIST SHALL BE THE RESPONSIBILITY OF THE PLANTING CONTRACTOR AND THE TOTAL QUANTITIES SHALL BE AS REQUIRED ON THE PLANTING PLAN.
3. ALL TREES, SHRUBS, AND PLANTS SHALL CONFORM TO ACCEPTED STANDARDS ESTABLISHED BY THE AMERICAN ASSOCIATION OF NURSERYMEN.
4. ALL SAUCERS SHALL BE SOAKED WITH WATER AND MULCHED IMMEDIATELY FOLLOWING INSTALLATION.
5. PRUNING: THIN BRANCHES AND FOLIAGE (NOT ALL END TIPS) RETAINING NORMAL PLANT SHAPE. NEVER CUT EVERGREEN LEADER.
6. EACH PLANT SHALL BEAR THE SAME RELATIONSHIP TO FINISH GRADE AS IT BORE TO PREVIOUS EXISTING GRADE.
7. ALL ROOT BALLS REMOVED FROM CONTAINERS SHALL BE SCARIFIED PRIOR TO BACKFILLING.
8. VERIFICATION OF LOCATIONS OF UNDERGROUND UTILITIES IS RECOMMENDED PRIOR TO PLANTING.
9. MULCH ALL BEDS W/TRIPLE SHREDDED HARDWOOD MULCH.

PLANT LIST

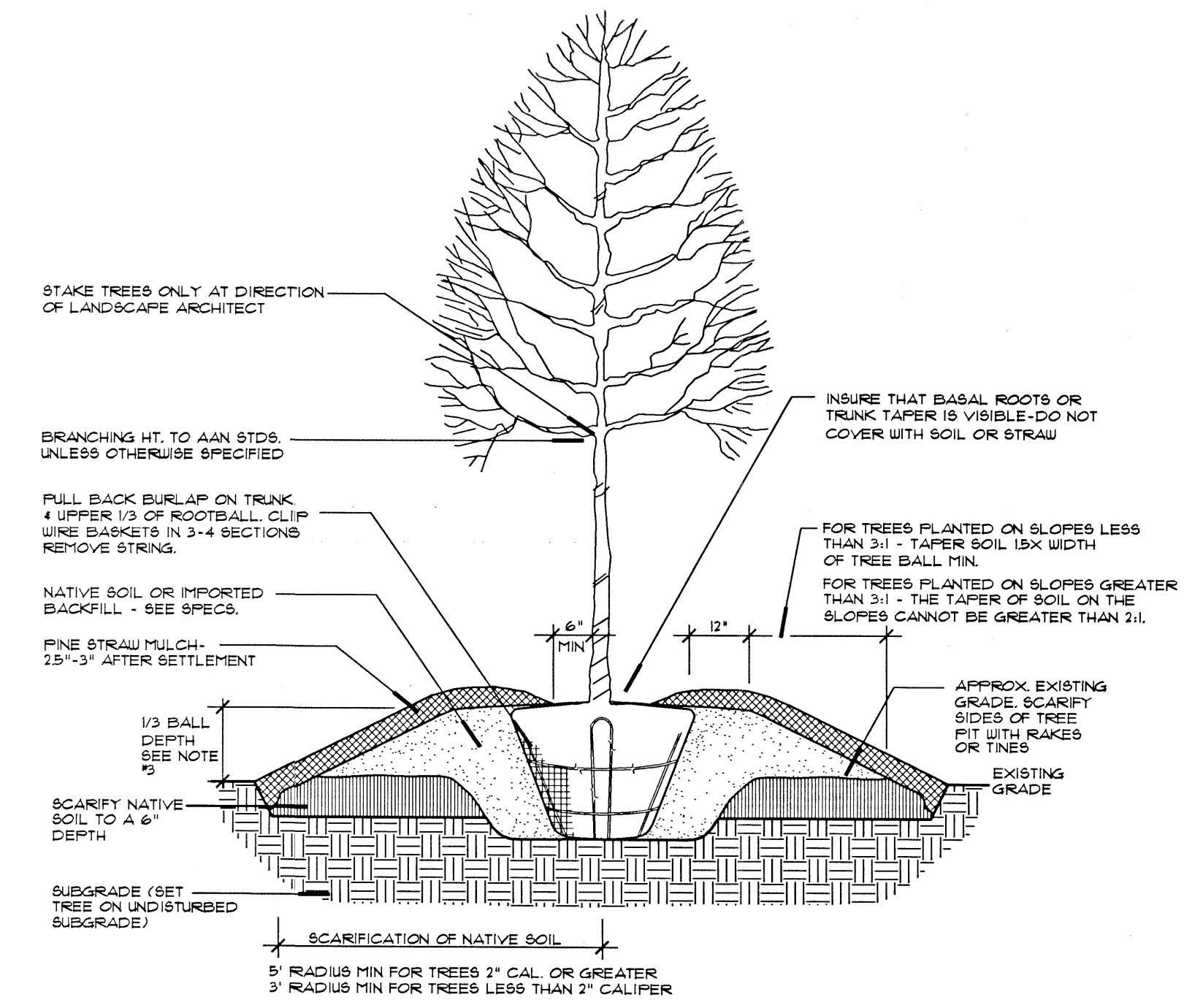
KEY	BOTANICAL NAME		QUANTITY	CALIPER	HEIGHT	SPREAD	ROOT	REMARKS
	COMMON NAME							
Trees								
Cj	Cryptomeria japonica	Japanese Cryptomeria	54		6-8'		BB	
INS	Ilex 'Nellie R. Stevens'	Nellie Stevens Holly	41		6-8'		BB	
Li	Lagerstroemia indica 'Natchez'	Natchez Crape Myrtle	21		6-8'		BB	multi-stem
Mg	Magnolia grandiflora 'Brown Beauty'	Brown Beauty Magnolia	41		6-8'		BB	
Shrubs								
Ag	Abelia grandiflora 'Kaleidoscope'	Kaleidoscope Abelia	12				cont	3 gal
Lr	Ligustrum recurvifolium	Recurve Ligustrum	32				cont	5 gal
Mc	Morella cerifera	Wax Myrtle	82				cont	7 gal
Buffer Plants (if necessary to supplement exist. vegetation)								
	Juniperus virginiana	Red Cedar						
	Morella cerifera	Wax Myrtle						
	Pinus taeda	Loblolly Pine						
	Thuja orientalis	Green Giant Arborvitae						



SHRUB PLANTING DETAIL
NOT TO SCALE

TREE PLANTING NOTES:

1. TREE WRAP IS TO BE USED ON THIN BARK SPECIES ONLY (SUCH AS MAPLES). THE LANDSCAPE ARCHITECT SHALL BE THE SOLE JUDGE OF WHICH SPECIES SHOULD BE WRAPPED IF THERE IS ANY QUESTION.
2. IF TREES SETTLE OR ARE BLOWN OUT OF PLUMB POSITION, THEY SHOULD BE STRAIGHTENED BY MAKING ADJUSTMENTS TO THE POSITION OF THE ROOTBALL - NOT BY PUSHING ON THE TRUNK. TREES SHALL BE STRAIGHTENED DURING THE LIFE OF THE PROJECT AS THEY GET OUT OF PLUMB, NOT JUST AT THE END OF THE PROJECT.
3. BALL DEPTHS ON SOME TREES IN A SINGLE GROUP MAY VARY. IN GENERAL, 1/3 THE BALL SHOULD BE ABOVE GRADE BUT IF DEPTHS VARY ALL TREES IN A GROUP SHOULD BE SET SO THAT THE BASE OF THE TRUNKS WILL APPEAR TO BE AT THE SAME RELATIVE ELEVATION ABOVE GRADE.
4. NO DECIDUOUS OR EVERGREEN TREES WILL BE ACCEPTED IF THERE IS MORE THAN ONE LEADER, UNLESS THE TREE IS SPECIFIED AS MULTI-TRUNK.



LARGE TREE
TREE PLANTING DETAIL
NOT TO SCALE



JERRY TURNER & ASSOCIATES, INC.
Landscape Architecture
Land Planning
Environmental Design

905 Jones Franklin Road
Raleigh, North Carolina 27606
(919) 851-7150 fax. (919) 851-7547

277 S.E. 5th Avenue
Delray Beach, Florida 33483
(561) 276-0453 fax. (561) 272-7593

PROJECT

THE EXTRA GARAGE III SELF-STORAGE CENTER
CHATHAM COUNTY, NC

OWNER/DEVELOPER:
WALTER LEWIS

REVISIONS

DRAWN: RT CHECKED: WH
SCALE: 1"=30' DATE: 1/3/14

LANDSCAPE PLAN, PLANT LIST & DETAILS

FILE NO. JOB NO.
SEAL SHEET NO.