

NOTE:
PAVEMENT DESIGN REQUIREMENTS FOR EACH BUILDING PARKING AREA SHALL BE 8" AGGREGATE BASE COURSE (ABC) AND 2" ASPHALT PAVING IN THE DRIVE AREAS. 6" ABC AND 2" ASPHALT PAVING CAN BE USED IN THE PARKING BAY AREAS OUTSIDE OF THE TRAVEL AISLES.
ALL CURB AND GUTTER SHALL BE 24" AND PLACED ON MINIMUM OF 3" ABC.

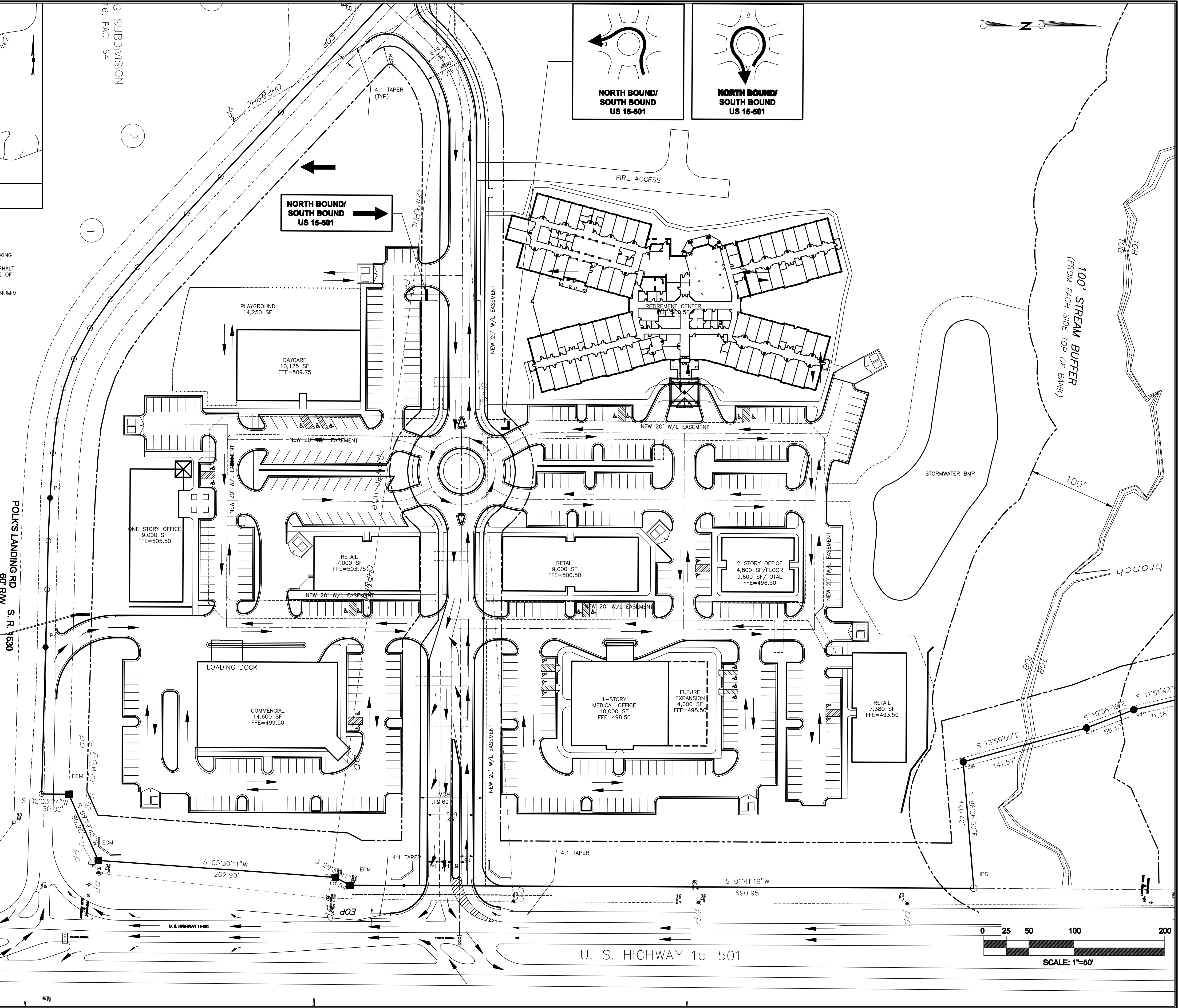
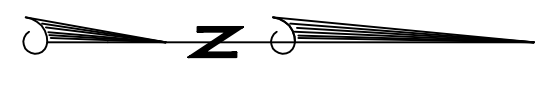

LARRY STURDIVANT
PLAT BOOK 10, PAGE 82

SHOPPING CENTER
ENTRANCE ONLY

JANE
STURDIVANT

G. SUBDIVISION
16, PAGE 64

NORTH BOUND/
SOUTH BOUND
US 15-501



PO BOX 2077
APEX, NC 27502
TELEPHONE: 919 363-1422
FACSIMILE: 919 363-1477

PRELIMINARY PLANS
POLKS VILLAGE
OWNER/DEVELOPER: POLKS VILLAGE, INC.
CHATHAM COUNTY NORTH CAROLINA

DRAWN BY	CHECKED BY
TDS	TDS

DATE	REVISIONS
11-21-07	
1-26-09	1
3-22-13	2

SHEET TITLE
OVERALL SITE
LAYOUT PLAN

SHEET NUMBER
C-1
1 OF X