




Ballfield Water Tank
Base 262' AMSL
448' AMSL Overall
186' Rad Center



Ballfield Water Tank
Base 262' AMSL
448' AMSL Overall
186' Rad Center





Norwood watertank
559' AMSL at footing
733' AMSL overall
approx 180' rad center

Chapel Hill

Carrboro

Bynum

Pittsboro

Parkes Creek State Recreation Area

Seaford State Recreation Area
Poplar Point State Recreation Area

Vista Point State Recreation Area

Ebenezer Church State Recreation Area

Robertsons Creek

54

54

86

15

86

15

87

87

15

15

64

64


87

902

Rt15/64

Gum Springs

Norwood watertank
559' AMSL at footing
733' AMSL overall
approx 180' rad center



Chapel Hill

Carrboro

Bynum

Pittsboro

Parkes Creek State Recreation Area

Seaford State Recreation Area
Poplar Point State Recreation Area

Vista Point State Recreation Area

Ebenezer Church State Recreation Area

Robertsons Creek

54

54

86

15

86

15

87

87

Gum Springs

15

64

87

902

Rt15/64

64

Robertsons Creek