

Progress Energy Cutoff Enclosed Fixtures on 30' metal poles

Light Pattern: IESNA Type III (Oval)

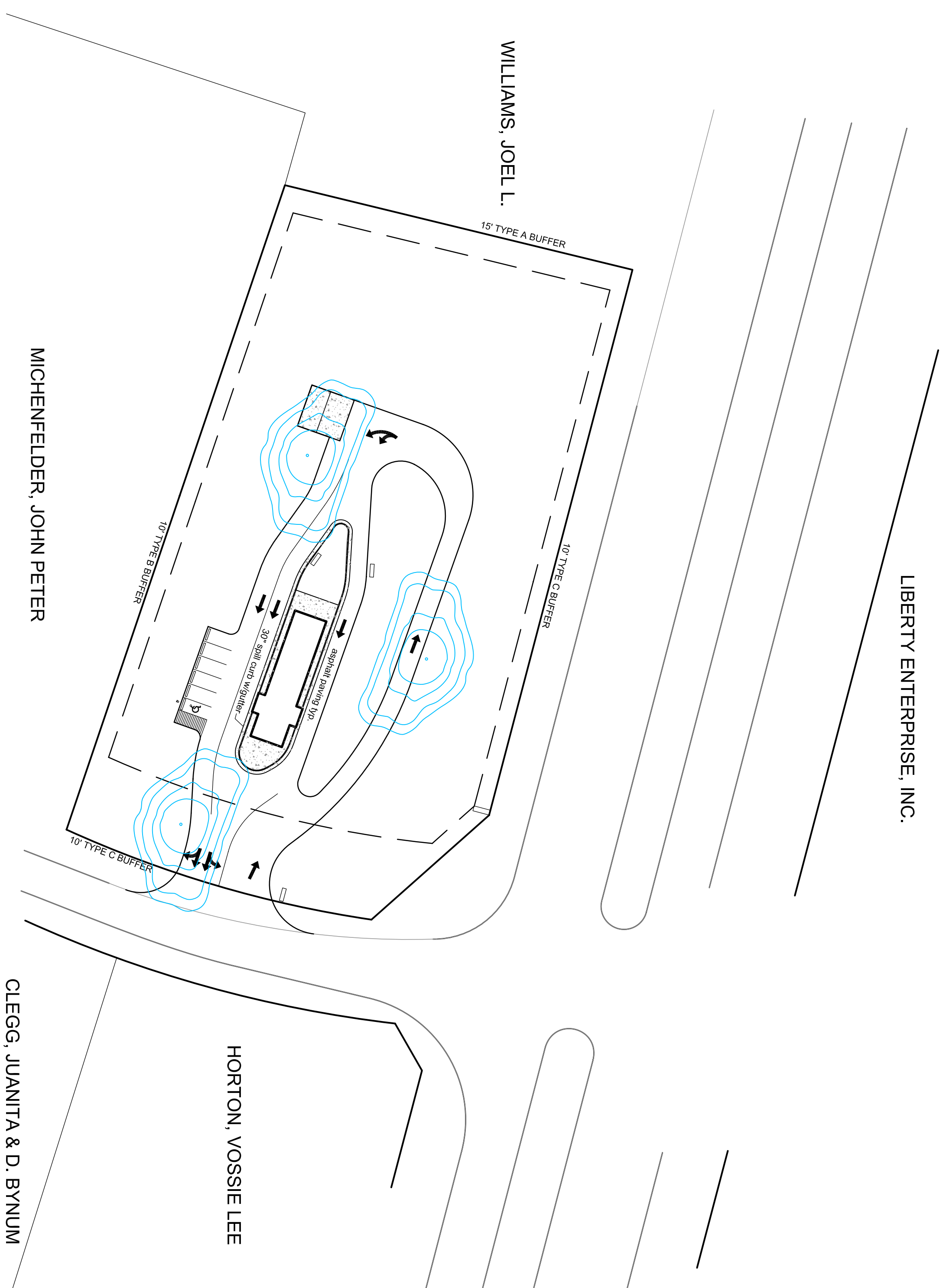
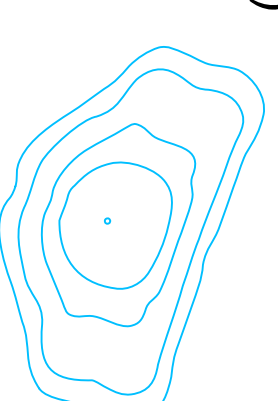
Light Source: Metal Halide

Wattage: 250

Color: black

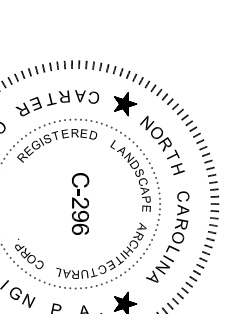
IESNA Cutoff Classification: Full Cutoff

All wall packs on buildings shall also be full cutoff.


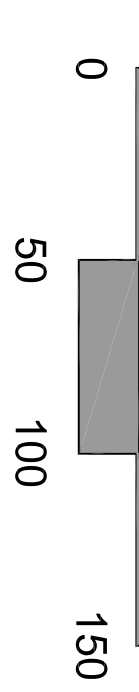


**Lighting Plan**

December 1, 2008



scale: 1"=50'



**Carter Crawford DESIGN**  
 Land Planning Landscape Architecture Urban Design  
 400 Heritage Village Lane Apex, NC 27502  
 919.387.8218 voice 919.387.6548 fax

This document is an instrument of service. All rights in this document, and the electronic files from which it was produced, including copyrights, are the sole property of Carter Crawford Design, Inc. No part of this document may be reproduced or transmitted in any form or by any means, electronic or mechanical, including photocopying, recording, or by any information storage and retrieval system, without the prior written permission of Carter Crawford Design, Inc. All rights reserved.