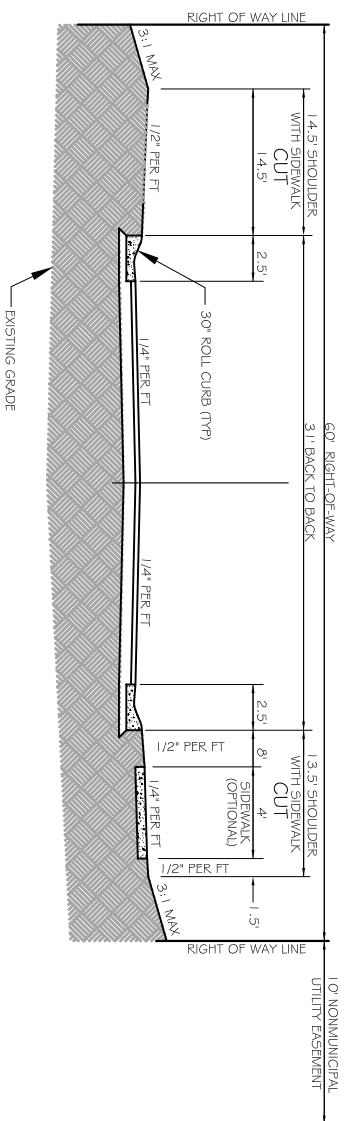
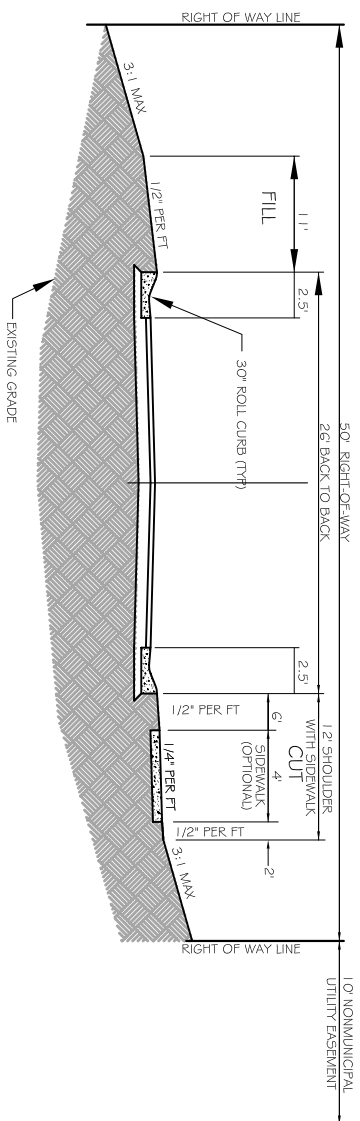


**CUL-DE-SAC DETAIL**  
(STANDARD)  
NOT TO SCALE

**TYPICAL 31' BACK-TO-BACK SECTION (PRIVATE)**  
(60' RIGHT-OF-WAY)  
NOT TO SCALE



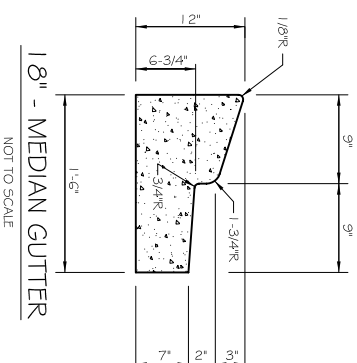
**TYPICAL 26' BACK-TO-BACK SECTION (PRIVATE)**  
(60' RIGHT-OF-WAY)  
NOT TO SCALE



1. 10' MAXIMUM BETWEEN CONSTRUCTION JOINTS.
- 15' MAXIMUM BETWEEN CONSTRUCTION JOINTS ON MACHINE POURS.
2. 1/2" EXPANSION JOINT EVERY 90'.
3. 3000 PSI CONCRETE MINIMUM, 4" SLUMP MAXIMUM.
4. LIQUID MEMBRANE CURING COMPOUND SHALL MEET THE REQUIREMENTS OF SECTION 1028-2 OF NCDOT STANDARDS & SPECIFICATIONS FOR ROADS AND STRUCTURES.
5. ALL CONSTRUCTION JOINTS SHALL BE FILLED WITH JOINT FILLER AND SEALER IN ACCORDANCE WITH NCDOT ROADWAY STANDARD DETAIL 846.01.


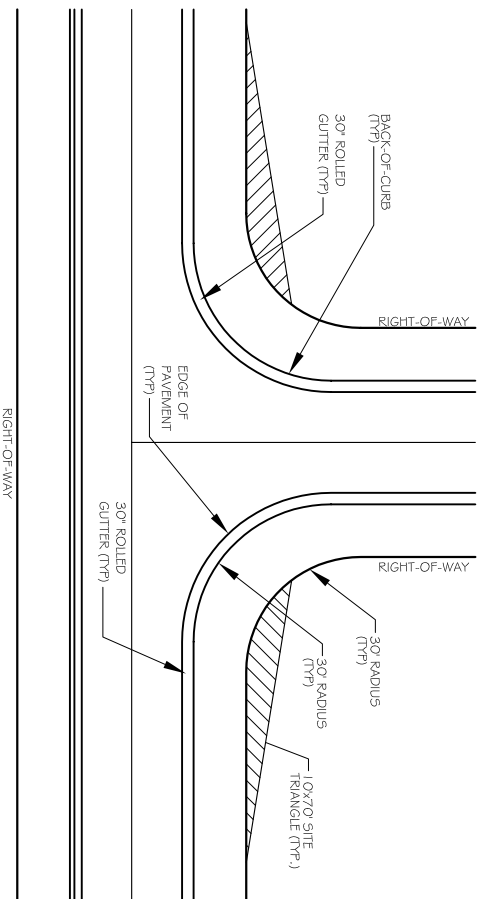
**30" ROLLED TYPE GUTTER**

NOT TO SCALE



**18" - MEDIAN GUTTER**  
NOT TO SCALE

**TYPICAL INTERSECTION DETAIL**  
NOT TO SCALE



**TYPICAL PAVEMENT SECTION (NCDOT STANDARD)**  
NOT TO SCALE

NOTE: THE FEATURES DESCRIBED AND DEPICTED HEREIN ARE BASED UPON CURRENT DEVELOPMENT PLANS. ACTUAL DEVELOPMENT MAY BE SUBJECT TO CHANGE BASED UPON FURTHER COUNTY REVIEW.

**The Parks at Meadowview, Chatham County, North Carolina**

**EXHIBIT 4**

The Parks at Meadowview PUD Modification  
**Typical Roadway Sections and Details**  
**EXHIBIT MAP**  
February 13, 2006

SCALE: As Shown

**CE Group, Inc.**  
LAND PLANNING  
CIVIL ENGINEERING  
CONSTRUCTION MANAGEMENT  
11000 Regency Parkway, Suite 410, Cary, N.C. 27511  
Voice (919) 367-8790 Fax (919) 367-8791